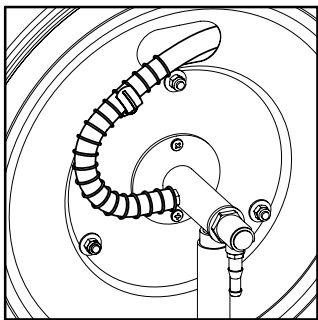
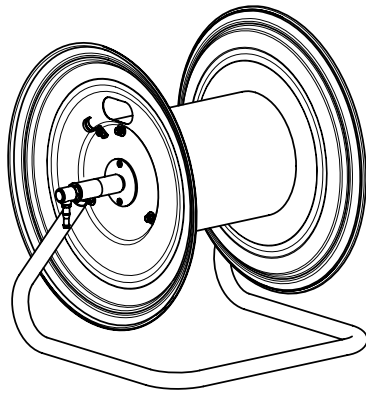
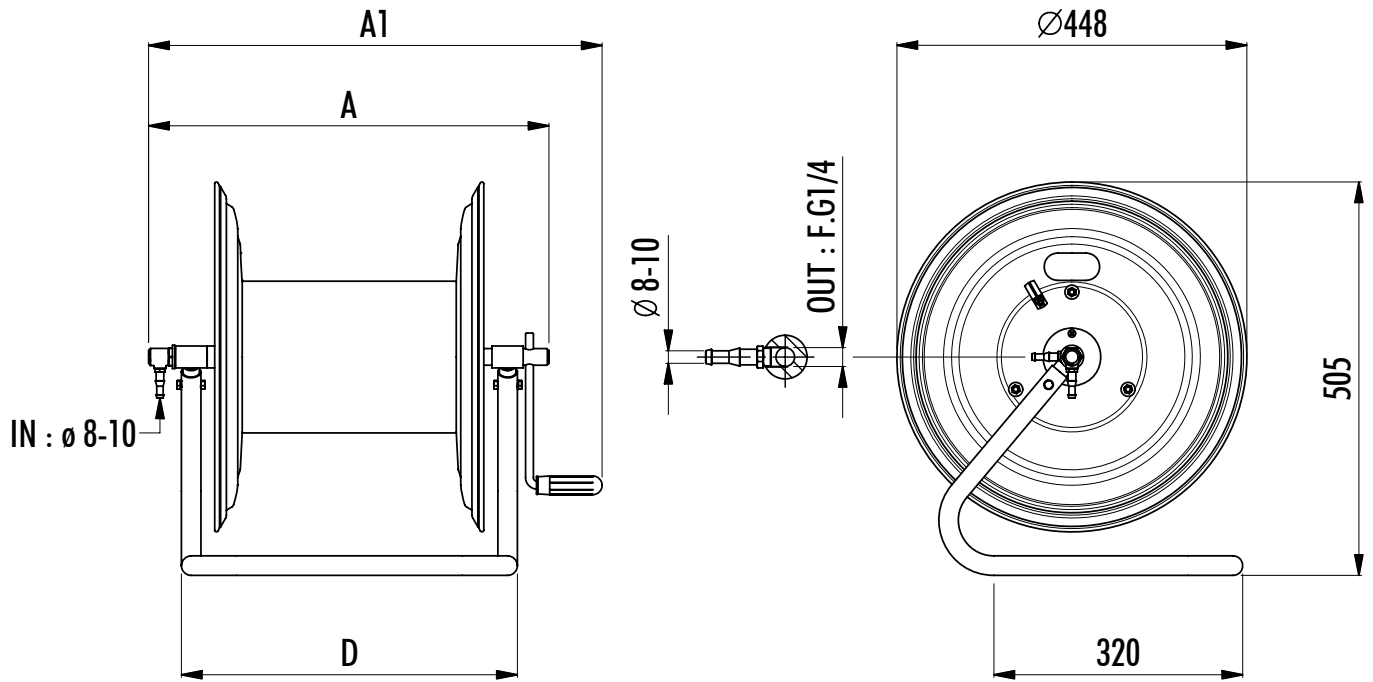
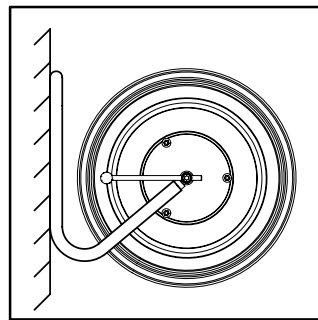


SLITTA

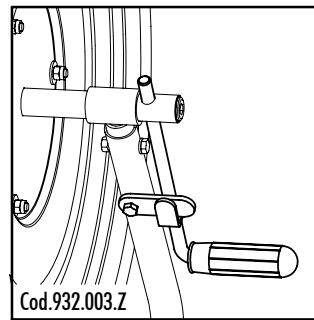
VERSIONE : 02



Montaggio tubo facilitato
Easily installable hose

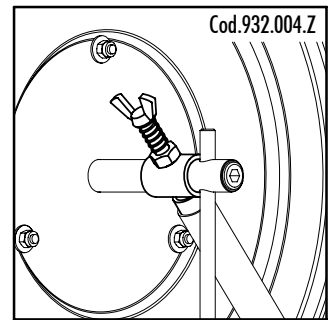


Installabile a parete
Wall fixing



Cod.932.003.Z

Bloccaggio rullo (optional)
Reel stop (optional)



Cod.932.004.Z

Frizione (optional)
Clutch (optional)

Codice verniciato <i>Code painted</i>	Codice zincato <i>Code galvanized</i>	BAR	Lunghezza e diametro tubo consigliati <i>Recommended hose length and diameter</i>	Dimensioni <i>Dimensions</i>			Metri di tubo riavvolgibili calcolati su diversi diametri esterni in pollici e millimetri <i>Metres of hose, which can be rewinded, calculated on different external diameters in inches and millimeters</i>								Peso <i>Weight</i>	
				A1	A	D	ø 5/16		ø 3/8		ø 1/2					
							14	15	16	17	18	19	20	21		22
220.050.M	220.050.Z	50	50 m - ø 10x18	480	410	330	103	90	84	65	65	60	60	45	45	5.6 Kg
220.100.M	220.100.Z	50	100 m - ø 10x18	580	510	430	172	134	130	109	100	95	77	70	65	6.2 Kg
220.150.M	220.150.Z	50	150 m - ø 10x18	680	610	530	232	187	175	142	136	110	105	101	95	6.8 Kg